

OFFICIAL NEWSLETTER OF  
DIVISION SIX OF THE  
NORTH CENTRAL REGION  
OF THE NATIONAL MODEL  
RAILROAD ASSOCIATION

## DIV 6 MEETINGS

Our Division 6 meetings are on the **THIRD** Friday of each month and our next Division 6 meeting will be on **FRIDAY, JUNE 21, 2013**. The meeting will be held at the Civic Center Senior Center in Livonia, at 5 Mile and Farmington Roads. The meeting is from 7:30pm - 10pm.

## SHOW AND TELL

The subject for the last meeting was your favorite steam locomotive. Shown were these items- CP F2A class stream-liner (tin-plate); brass ATSF 900 2-8-0; Soo Line 2-8-2; book with picture of bought engine; S gauge 4-4-0 RDG; NW 2-8-8-2; Lionel HO Challenger 4-6-6-4; 4-4-0 to be lettered; 4-8-2 mountain Spectrum; Thomas in HO w/sound; 2-8-2 Mikado B&O; 0-6-0T Mantua w/DCC & sound; 2-10-0 custom paint; 2-10-0 painted for own RR; NYC 4-6-4 Hudson J (Mother's Day present!); 4-6-4 Lionel pre-war; 0-6-0 Am Flyer switcher; Bachman 4-6-0 On3; Southern MS4 Mikado; Climax logging loco; HO n3 RG C19; 2-8-0 Erie; 2-8-4 PM 1225; N scale 2-8-4 Berkshire; 1<sup>st</sup> GN loco 1860's 4-4-0; NKP Berkshire 1225;

### **Current Projects shown included-**

Current layout in company newsletter; bldg. switch tower Life Like reworked!; Pittsburg RR interurban being painted; We had several members that donated to the caboose - THANKS!!  
**NEXT MEETING--** buildings with signs or billboards

## ACHIEVEMENT AWARDS

Div 6 had two more members get awards at the May meeting. Larry Wolohon, NCR Achievement Program Director gave out Golden Spike Awards to Mark Ellis & Erwin Knox. Congratulations guys and keep up the great modeling!

## CLASSIFIED ADS

We are happy to place classified ads for Div 6 members. The cost is \$2 per ad! And don't forget our "Surplus Table" at every meeting.

# ON THE RAILS...

## **JUNE 2013**

Wow... summer is almost here! But model railroading goes on all year round. That is why we have layout tours each month (or try to!). And this month we have many great layouts to visit, how's FIVE! We also had 2 great layouts to visit last month. Div 6 rocks on layouts & tours! Of course, there is rail-fanning to be done during these good weather months. Get out there, get some good pictures of stuff you want to model. It's fun, especially with some friends and hopefully improves your modeling. Just be safe! Now, here's the rest of your Div 6 news-

## MEMBERSHIP NEWS

We again had no new members at the last Div 6 meeting. We had slightly larger meeting attendance at 45 members! To all Div 6 members, **WELCOME ABOARD!**

## PRODUCT REVIEW

If you have an item to review, see Howard before the meeting.

## DIV 6 WEBSITE

The Div 6 website is up and running but not fully contented. Keep checking the site -  
[www.div6-ncr-nmra.com](http://www.div6-ncr-nmra.com)

## RAILROAD HISTORY

Norm was at the last meeting and gave us a History Lesson, which was an overview of steam locos from book titled Steam Trains - an American Portrait. Published 19xx Reading from the beginning, Norm noted that there were 3 forms of locos - first is the small type, 0-4-0's, tank locos and up to 2-6-0's. Second is mid-sized at 2-8-0 and many other 8 drivered locos. Superpower big locos is third type consisting of large mallets, articulated and 10 wheel drivered locomotives. US and North America produced more locos than anywhere; Baldwin, Alco and Montreal/Lima the big 3 of builders with 180,000 total built. And they were GREAT loco's! An example is the 2000 2-8-0's built for WW2 Army and are/were found all over the world, even in China. Speaking of China, they still run 1000's of steam locos, all based on US standards. A great overview and interesting facts! Thanks Norm! Looking forward to another lesson soon.

## DIV 6 MISC NEWS

Howard and the Detroit United RR Club went to E Penn Trolley meet in Philadelphia last month and displayed their modular layout (which we've had at our Fall Show). Well, they won 1<sup>st</sup> place best display! Congratulations!

The GLLS (Great Lakes Live Steamers) are up and running for 2013. They have two locations - on the 1<sup>st</sup> weekend of the month they are at Starr Park in Royal Oak. On the 3<sup>rd</sup> weekend of the month, they are at Kiwanis Park in Southgate. Rides are free, donations appreciated. They run, weather permitting, from 12 noon to 4pm.

## DIV 6 FALL SHOW & WKSHP

The annual DIV 6 Fall Show & Workshop will be on Sunday, Dec 1! Make sure you set date aside and plan on a display!! Bring that Sq Foot display you just built!

## DIV 6 MODEL PROJECT

Our next modeling for bragging rights contest will be in September! Member participation on the decision on what we should model was a bit lax, so based on the few responses here is the next modeling subject- an online structure (any structure that uses the railroad for goods, services and/or a rail side railroad structure like a switch tower, maintenance shed, etc.) The structure and track should be on a square foot display. (yes, it must be 12"x12" not rectangular!). We will use 12x12 for N and HO scale. For S and O scale, you are allowed 18"x18" square. G scale is allowed a 24"x24" square. Remember, each display must include track! Have fun and we look forward to seeing your modeling!

## MODELING INFO W/LARRY

LARRY's TIPS for this month were- Larry reminds us there is the right way to do something, the wrong way and his way! Larry then told us how he took out the plastic pulp wood load and filled car with real sticks for wood, looks great! He also showed us a detailed steam donkey very nicely done. The big tip of the month was his 6 post rotary switch with wire harness use don all of his layout blocks. Larry wired it different, using the center wire for main power and rest for control.

\*\* we had another member question - last month Jim Tilley mentioned using Roberts Brick Mortar on his structure and Ed Joppich wanted to know where to get this product. It is only sold directly- contact Roberts at- ROBERTS PRODUCTS CO PO Box 270057 Milwaukee, WI 53227  
Email- [info@robertsbrickmortar.com](mailto:info@robertsbrickmortar.com)  
Web- [www.robertsbrickmortar.com](http://www.robertsbrickmortar.com)  
We look forward to more questions and/or tips next month!

## DIVISION 6 BOARD OF DIRECTORS

**Superintendent-** Howard Andrews  
734-728-4697 hwandrews@wowway.com  
**Asst. Superintendent-** Mark Ellis  
734-421-2673 emark@sbcglobal.net  
**Secretary-** Ed Beamish  
734-266-2301 nedbeam@provide.net  
**Treasurer-** Larry Wolohon  
734-454-4816  
larrywolohon@comcast.net

**Directors-**  
**Glenn Joppich** 734-464-6004  
steambigot@yahoo.com  
TBD

### OTHER PEOPLE WHO DO STUFF

Newsletter- Barry Hensel  
734-649-3056 Barry76Lt@wowway.com  
Clinics- Joe Bliss  
734-453-1913 jwbliss50@hotmail.com  
Layout Tours- JC Paschal  
248-624-0488  
charliecatsrr@yahoo.com  
History- Norm Logan  
248-348-2473 nlogan114@wowway.com  
Webmaster- Ed Beamish  
734-266-2301 nedbeam@provide.net  
Div 6 Fall Show- Mark Ellis  
734-421-2673 emark@sbcglobal.net  
Meeting Coffee- Bill Deeter  
734-425-3377 billydeeter@att.net

## N CENTRAL CROSSING

The 2013 NCR convention will be on November 1-3, 2013. It's hosted by Div 8 and will be at the Troy Community Center. Details in the NCR HotBox and on the Convention website [www.ncr2013.ncr-nmra.org](http://www.ncr2013.ncr-nmra.org).



## BILL'S TOOL TIME

Div 6 member Bill Deeter was at the last meeting and showed us a small chop saw from Harbor Freight, built into a board for support for cutting track and just about anything. Looking forward to another tool tip next month.

## CLINIC

**WE ALWAYS NEED CLINICS for our meetings!** If you are willing to do a clinic, please, e-mail/call Joe. The clinic for this past meeting was a presentation by Dean Pyers and George Van Duyne from the SRI - Steam Railroading Institute, owner/operator of PM 1225. The SRI is a 90% volunteer force to operate many excursion trains, keep 1225 up and running and other museum duties. They have 80-100 volunteers each year. Dean gave brief history of the Pere Marquette RR, which was merged into the C&O. The crown jewel of SRI is Pere Marquette loco #1225. She was delivered in 1941 to the PM at an original cost 250K and made by Lima. She weighs 440 tons loaded and carries 22 tons coal and 22K gals water. 1225 uses 1 ton of coal and 150 gals of water per mile! During her working years of 1941-51 the locomotive had 500K miles on her. She was donated to MSU RR club in the early '70's and took 18 years to get running. The MSU RR Club turned into SRI. One of the best parts about 1225 was that it was a BIG part of the Polar Express movie! All of the movie sounds were actually recorded from the real 1225!! CFR230 are the rules that regulate modern steam loco operation. 1225 is currently undergoing rebuilding - expect to have running in Fall 2013! Dean and George showed many great pictures of the loco reconstruction! WOW!!! Cost to rebuild - approx.. \$900K Great info and presentation guys, Thanks!

**NEXT MEETING-** clinic on Pierre Willermet on "make your own backlit signs & storefronts using electro-luminescent tape"

## NCR BOARD MTG

Div 6 is postponing updating our constitution because the NCR is also updating how division membership is done/defined. Stay tuned for more information.

# CALENDAR OF EVENTS

## Saturday-Sunday, July 13-14

Model Railroad Show & Swap  
 Van Wert County Fairgrounds  
 1055 South Washington St.  
 Van Wert, OH 45891  
 July 13- 10AM-4PM and 14- 11AM-3PM  
 Admission: \$2 kids 12 & under Free

## Saturday-Sunday, August 3-4

32<sup>st</sup> - Annual Railfans Weekend -  
 Crossroads Village/Huckleberry RR  
 6140 Bray Road Flint, MI 48505  
 10:00am to 5:00pm both days  
 Admission: \$13-\$10  
 website: [www.geneseecountyparks.org](http://www.geneseecountyparks.org)

## Friday-Sunday, August 16-18 and August 23-25

Day out with Thomas Weekend -  
 Crossroads Village/Huckleberry RR  
 10:00am to 5:00pm  
 Admission: \$16-\$20 website:  
[www.geneseecountyparks.org/pages/D](http://www.geneseecountyparks.org/pages/D)  
**ayOutWithThomas**

# DIV 6 REWARDS

REMEMBER- When you shop at either Nankin Store and tell them you're a "Division 6" member, or customer #1066 and they will apply your purchase to the Div 6 Bonus Plan. The Div 6 account equals \$291.22. Once we reach \$400 we get FREE stuff for the Fall Show! Thanks for your purchases.

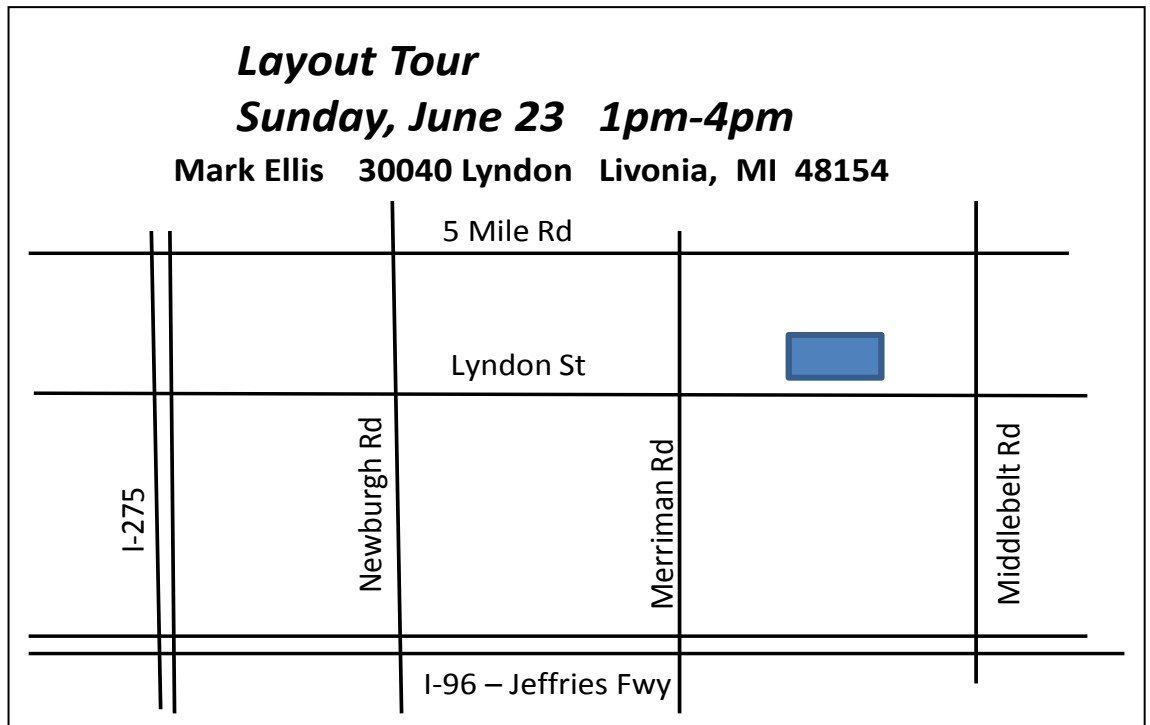
# LAYOUT TOURS

We had tours in May - THANKS to Larry Write and Dewey Norton for being open for tours! Hope you made it out to these excellent layouts! If you are interested in hosting a tour, please contact JC. **WE NEED TOURS!!**

**NEXT TOURS-** tours for JUNE-  
 June 23 - Last run for Mark Ellis  
 June 30 - Walt Plentis, Dick Harden, Ted Philchek & Don Barron  
 See maps for directions/times

### NOTE!!-

When visiting Marks's Layout there is no parking on the north side of the street. You can park on the south side of the street



**Daves Hobby & TV**  
 Stop here for all your hobby needs.

29026 Warren Rd Westland, MI 48185  
 734-422-4464

**West Point Hobby, Inc.**  
 313-538-2189  
[www.westpointhobby.com](http://www.westpointhobby.com)

Mon - Thr 2:00 - 6:00  
 Fri 2:00 - 7:00  
 Sat 11:00 - 7:00  
 Sun 12:00 - 5:00  
 Holiday Hours May Vary

25531 W. Seven Mile Rd.  
 Redford Twp, MI 48240

**Best** Phone: (734) 722-5700  
 Fax: (734) 722-3020

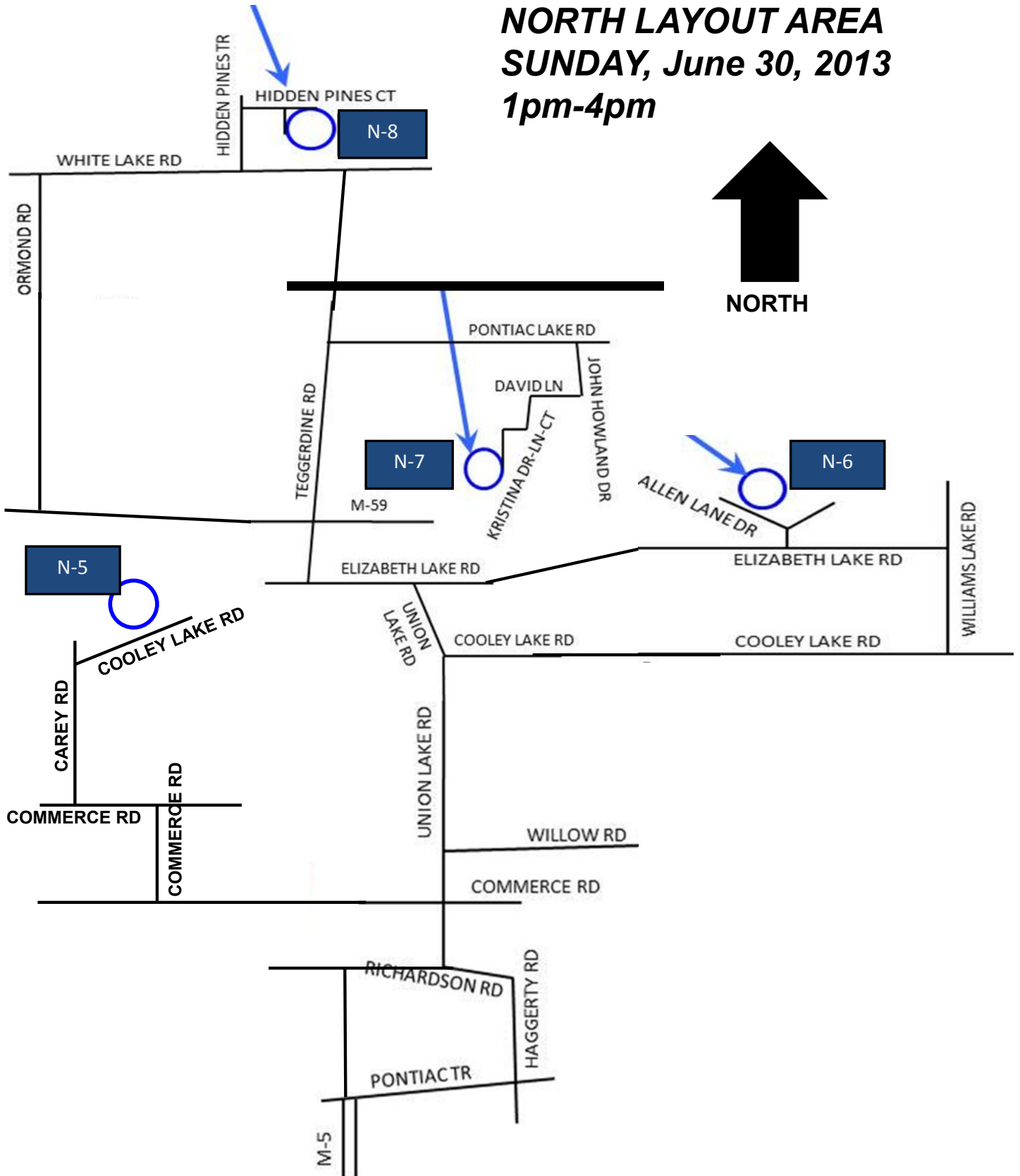

**Nankin Hardware & Hobby**

35101 Ford Road  
 Westland, MI 48185

Phone: (248) 919-0040

33350 W 9 Mile Rd  
 Farmington, MI 48336

**DIV 6 JUNE LAYOUT TOURS  
NORTH LAYOUT AREA  
SUNDAY, June 30, 2013  
1pm-4pm**



|   |  |
|---|--|
| <p><b>N-5</b><br/>Don Barron<br/>6685 Cooley Lake Rd<br/>White Lake Twp, MI 48324-2038<br/>Open: Sunday 1:00 – 4:00</p> | <p>HO Standard Gauge<br/>The White Lake Division of the Southern Pacific is located in a 30'x40' room and models the transition era from steam through first generation diesels. It is modeled in the rural-suburban areas of southern California, with beautiful backdrops by Norm Logan.</p> |
|---|--|

- Follow Union Lake to Commerce Rd, turn left (west)
- Follow Commerce Rd to Commerce Rd, turn right (north)
- Follow Commerce Rd to Commerce Rd, turn left (west)
- Follow Commerce Rd to Carey Rd, turn right (north)
- Follow Carey Rd to Cooley Lake Rd, turn right (east)

|  |  |
|--|--|
| <p><b>N-6</b><br/>Ted Pilchak<br/>118 Allen Lake Dr<br/>White Lake Twp, Mich. 48386<br/>Open: Sunday 1:00 – 4:00</p> | <p>HO Standard Gauge<br/>The Port Jervis Division of The Erie Lackawanna Railroad is a 23' x 20' mostly double tracked layout. It is a loose interpretation of the EL between Port Jervis New York, and Binghamton New York. The double main goes to single trackage for a short distance, because of bridge &amp; tunnel requirements (also for operating interest!).</p> |
|--|--|

- Follow Union Lake Rd to Cooley Lake Rd, turn right (east)
- Follow Cooley Lake Rd to Williams Lake rd, turn left (north)
- Follow Williams Lake Rd to Elizabeth Lake Rd, turn left (west)
- Follow Elizabeth Lake Rd. to Allen Lake Dr and turn right (north), take left fork

|   |   |
|---|---|
| <p><b>N-7</b><br/>Walt Plentis<br/>1721 Kristina Drive<br/>White Lake Twp, Mich. 48386<br/>Open: Sunday 1:00 – 4:00</p> | <p>HO Standard Gauge<br/>An operational, under construction whole room multi-level HO layout with all hand made turnouts. It represents the Pennsylvania Railroad in and around Altoona including the famous "Horseshoe Curve"!</p> |
|---|---|

- Follow Union Lake Rd to Elizabeth Lake Rd, turn left (west)
- Follow Elizabeth Lake to Teggerdine Rd, turn right (north)
- Follow Teggerdine Rd to Pontiac Lake Rd. and turn right (east)
- Follow Pontiac Lake Rd. to Howland Dr and turn right (south)
- Follow Howland Dr to David Ln, turn right (west)
- Follow David Ln to Kristina Dr to Ln, to Ct.

|   |  |
|---|--|
| <p><b>N-8</b><br/>Dick Harden<br/>5744 Hidden Lane Ct.<br/>White Lake Twp, Mich. 48383<br/>Open: Sunday 1:00 – 4:00</p> | <p>HO Standard Gauge<br/>The C&amp;NW Peninsula Div. is located in the Upper Peninsula of Michigan during the fall of the 40's to mid 50's. The layout is basically freelanced but all the towns and industries are actual. The layout is about 1200 sq. ft., with over 500' of track including sidings. Scenery is 100% roughed in and about 75% of the scenery completed. Most turnouts are operated by Tortoise switch machines controlled at local panels. Both steam and first generation diesels are in operation and all are DCC equipped with some having sound. DCC control by CVP Products using walk around radio throttles</p> |
|---|--|

- Follow M-59 to Ormond Rd turn right (north)
- Follow Ormond Rd to White Lake Rd. , turn right (east)
- Follow White Lake Rd. to Hidden Pines Trail, turn left (north)
- Follow Hidden Pines Trail to Hidden Pines Ct., turn right (east)
- Turn right (south) on Hidden Lane Ct